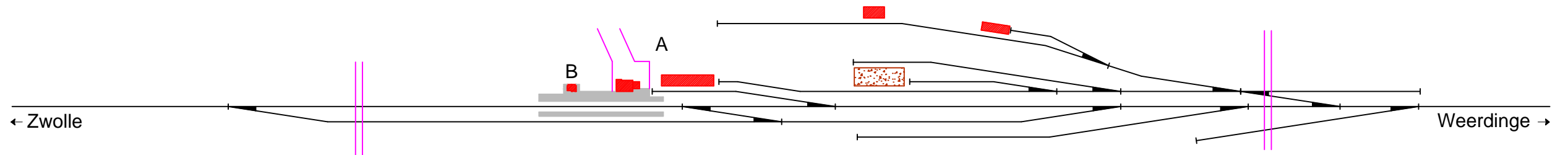
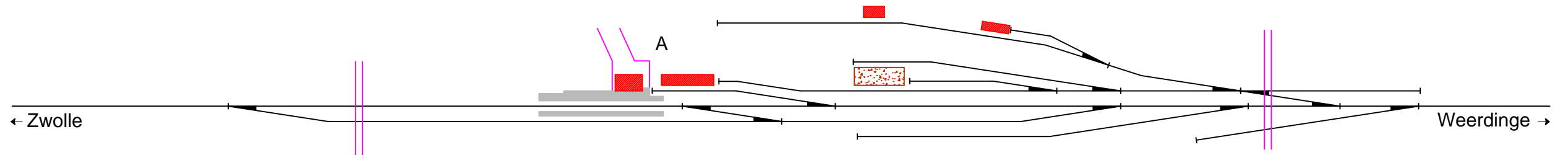


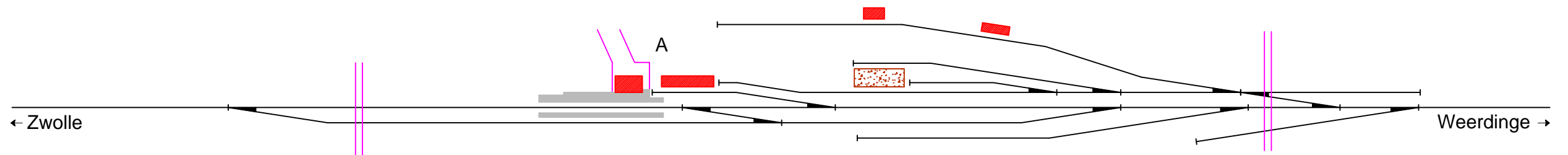
1949 - 1960



1960 - 1965



1965 - 1970



1970 - 1977

| Legenda 1 | | Gegevens | |
|-----------|----------------|------------|-------------------------|
| A: | Stationsgebouw | Spoorlijn: | Coevorden - Stadskanaal |
| B: | Nevengebouw | Afkorting: | Emn |
| C: | Waterreservoir | Positie: | km 75,300, linkerzijde |
| D: | Woning | | |
| E: | - | | |

| Legenda 2 | |
|-----------|-----------|
| | Spoorlijn |
| | Gebouw |
| | Perron |
| | Losweg |
| | Water |

Emplacement station Emmen, schematisch 02

A3

| | | | |
|---------------------------|----------------|----------|--------------|
| Schaal: | Niet op schaal | Revisie: | Versie S4.02 |
| Datum: | 2018-01-11 | | |
| Nadruk verboden | | | |
| R.E. van Wissen, Nootdorp | | | |

PRODUCED BY AN AUTODESK EDUCATIONAL PRODUCT

PRODUCED BY AN AUTODESK EDUCATIONAL PRODUCT